

## Design Workshops for Adults (Groups)

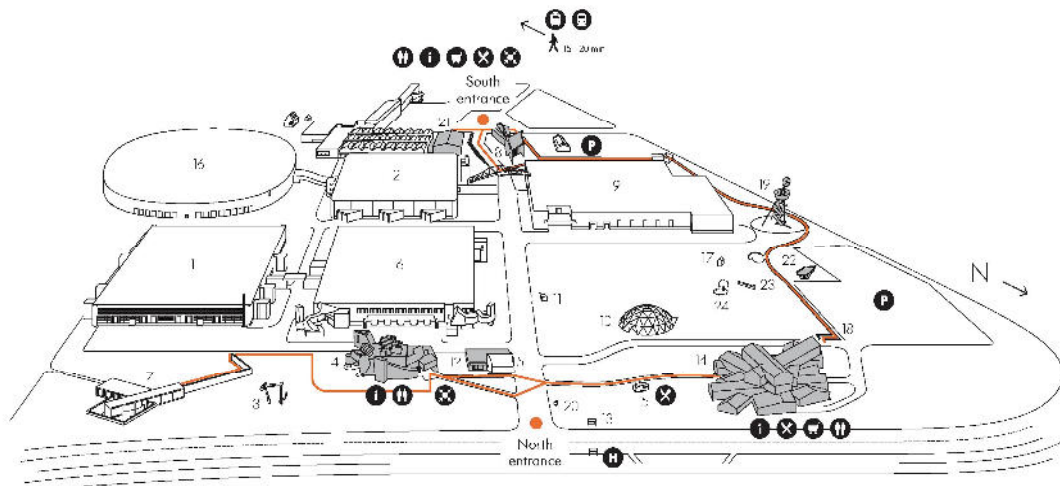
### General Information

- › For group bookings, you can choose the desired workshop theme and define the date and time.  
Group size is limited as indicated below.
- › Participation in a workshop includes entrance to the Vitra Design Museum or the Vitra Schaudepot, the workshop itself along with materials and usage of tools.
- › The prices for groups are determined on an individual basis.
- › Reservations for private workshops must be made at least three weeks in advance.

### Contact / Reservations

Vitra Design Museum, Visitor Services  
 T +49.7621.702.3200, F +49.7621.702.3590  
 info@design-museum.de, www.design-museum.de/en

### Vitra Campus Site Plan



- |     |   |    |  |
|-----|---|----|--|
| 1,2 | Factory Buildings, Nicholas Grimshaw, 1981/1983             | 12 | Vitra Design Museum Gallery, Frank Gehry, 2003 |
| 3   | Balancing Tools, Claes Oldenburg & Coosje van Bruggen, 1984 | 13 | Bus Stop, Jasper Morrison, 2006                |
| 4   | Vitra Design Museum, Frank Gehry, 1989                      | 14 | VitraHaus, Herzog & de Meuron, 2010            |
| 5   | Vitra Design Museum Gate, Frank Gehry, 1989                 | 15 | Airstream Kiosk, 1968/2011                     |
| 6   | Factory Building, Frank Gehry, 1989                         | 16 | Factory Building, SANAA, 2012                  |
| 7   | Conference Pavilion, Tadao Ando, 1993                       | 17 | Diogene, Renzo Piano, 2013                     |
| 8   | Fire Station, Zaha Hadid, 1993                              | 18 | Álvaro-Siza-Promenade, 2014                    |
| 9   | Factory Building, Álvaro Siza, 1994                         | 19 | Vitra Slide Tower, Carsten Höller, 2014        |
| 10  | Dome, after Richard Buckminster Fuller, 1975/2000           | 20 | Bell, from: 24 Stops, Tobias Rehberger, 2015   |
| 11  | Petrol Station, Jean Prouvé, 1953/2003                      | 21 | Vitra Schaudepot, Herzog & de Meuron, 2016     |
|     |   | 22 | Blockhaus, Thomas Schütte 2018                 |
|     |   | 23 | Ruisseau, Ronan & Erwan Bouroullec, 2018       |
|     |   | 24 | Ring, Ronan & Erwan Bouroullec, 2018           |

## **Design Workshops for Groups**



### **The Weil Chair – A Design for everyone**

Hartz-IV-furniture, designed by the Berlin-based architect Van Bo Le-Mentzel, is supposed to be accessible and affordable for everyone: the construction manual can be downloaded online so that people can build their own designer furniture directly at home. Van Bo Le-Mentzel has designed a completely new chair for Vitra Design Museum called the “Weil Chair.” Workshop participants construct this chair based on an assembly kit, but are encouraged to give it a personal touch as well.

Duration: 7 hours

Group size: max 9 people



### **Red-Blue Chair - Let's Build an Icon**

The Dutch artist Gerrit Rietveld created several designs that were meant to be easy for anyone to recreate. To this end, he produced instruction manuals for constructing pieces of furniture and pre-fabricated houses. He took simple wooden elements and designed a system for slotting them together to form the basis of his elegant, clean-cut furniture. Starting with an introduction, the workshop will focus on trying out this concept on Rietveld's best-known design, the Red-Blue Chair. Each participant will build a 1:1 wooden model to take home and paint as they please.

Duration: 7 hours

Group size: max 10 people



### **ReDesign – Light and Lamps**

Light is all around us, fascinating artists since the dawn of time. Designers such as the Brazilian duo Fernando and Humberto Campana create impressive light sculptures and lamps by creatively transforming everyday objects and recycled materials. After considering the phenomenon of light, participants will use various recycled materials - such as plastic bottles, scraps of fabric and leather, electronic parts, strips of wood, and packaging - to design and create their very own light objects.

Duration: 6 hours

Group size: max. 15 people




### **PappDesign – Furniture out of Cardboard**

Victor Papanek describes in his publication »Nomadic Furniture«, sustainable furniture that is easy to move. And the architect Frank Gehry created sculptural seating pieces that showcase the benefits of corrugated cardboard: it is inexpensive, light, yet also stable and easy to work with. It's also a winner on the environmental front. Workshop participants will get to grips with the material and study its properties in depth, before designing and constructing their own seats, shelves, or tables.

Duration: 7 hours

Group size: max. 10 people




### **The Red-Blue Chair in Miniature**

The Dutch artist Gerrit Rietveld created several designs that were meant to be easy for anyone to recreate. To this end, he produced instruction manuals for constructing pieces of furniture and prefabricated houses. He took simple wooden elements and designed a system for slotting them together to form the basis of his elegant, clean-cut furniture. Starting with an introduction, the workshop will focus on trying out this concept on Rietveld's best-known design, the Red-Blue Chair. Participants will build one 1:6 wooden model each in colours of their choosing.

Duration: 3 hours

Group size: max. 24 people



### **Open Design – The ZipStich Chair**

The vision of open design -Design that can be accessed, recreated, adapted, and shared by all- has never been more within our reach than now, in the age of the internet and modern technology such as 3-D printing. Is open design just a short-lived trend, or will it determine the future of design? Following an introduction to the concept, each participant will try their hand at building an example of open design: the ZipStich Chair, created by the American blogger and designer Ben Uyeda of HomeMade Modern.

Duration: 7 hours

Group size: max. 10 people



### **Print! Experimenting with Screen Printing**

Alexander Girard was one of the twentieth century's most influential designers, working on textiles and interior design. He bequeathed his estate to the Vitra Design Museum, including countless designs for textiles, wallpaper, posters, and other decorations for the home. The workshop will begin with a short introduction to Girard's work, before participants delve into creating their own print designs and using Thermofax screen printing to produce postcards, posters, cushion covers, fabric bags, and other home textiles.

Duration: 6 hours

Group size: max. 12 people

Credits: (Bild 1-7) © Vitra Design Museum, Foto: Bettina Matthiessen; Änderungen vorbehalten. Stand 06.06.2018.