

Activities for Schools and Nurseries

General Information

- › Workshops can start at any time that suits you, but no earlier than 10 am.
- › Groups must have at least ten participants. Groups smaller than ten will be charged at least the same fee as a group of ten.
- › The cost of the workshop covers entrance to the Vitra Design Museum or the Vitra Schaudepot; all materials and tools are also included in the price.
- › All workshops must be booked at least three weeks in advance.

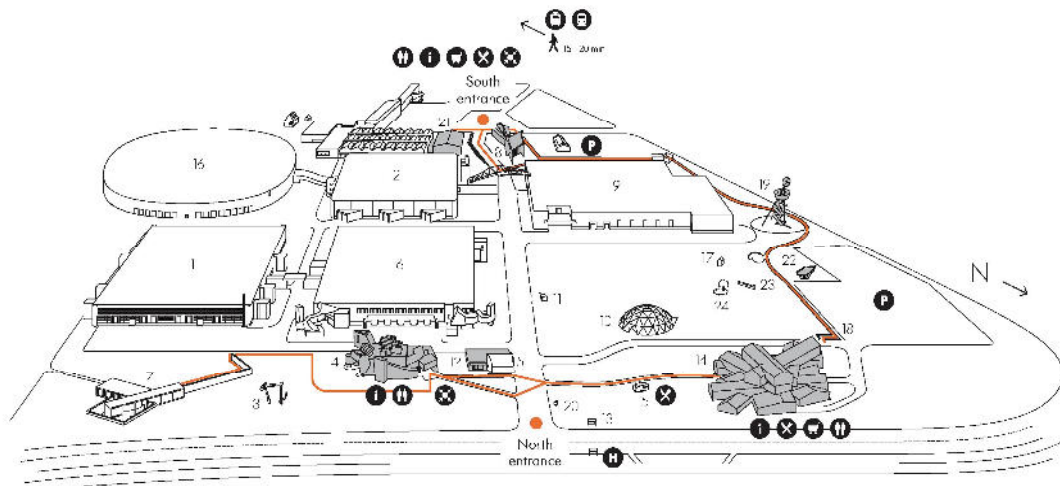
Contact / Reservations

Vitra Design Museum, Visitor Services

T +49.7621.702.3200, F +49.7621.702.3590

info@design-museum.de, www.design-museum.de/en


Vitra Campus Site Plan



- | | | | |
|-----|---|----|--|
| 1,2 | Factory Buildings, Nicholas Grimshaw, 1981/1983 | 12 | Vitra Design Museum Gallery, Frank Gehry, 2003 |
| 3 | Balancing Tools, Claes Oldenburg & Coosje van Bruggen, 1984 | 13 | Bus Stop, Jasper Morrison, 2006 |
| 4 | Vitra Design Museum, Frank Gehry, 1989 | 14 | VitraHaus, Herzog & de Meuron, 2010 |
| 5 | Vitra Design Museum Gate, Frank Gehry, 1989 | 15 | Airstream Kiosk, 1968/2011 |
| 6 | Factory Building, Frank Gehry, 1989 | 16 | Factory Building, SANAA, 2012 |
| 7 | Conference Pavilion, Tadao Ando, 1993 | 17 | Diogene, Renzo Piano, 2013 |
| 8 | Fire Station, Zaha Hadid, 1993 | 18 | Álvaro-Siza-Promenade, 2014 |
| 9 | Factory Building, Álvaro Siza, 1994 | 19 | Vitra Slide Tower, Carsten Höller, 2014 |
| 10 | Dome, after Richard Buckminster Fuller, 1975/2000 | 20 | Bell, from: 24 Stops, Tobias Rehberger, 2015 |
| 11 | Petrol Station, Jean Prouvé, 1953/2003 | 21 | Vitra Schaudepot, Herzog & de Meuron, 2016 |
| | | 22 | Blockhaus, Thomas Schütte 2018 |
| | | 23 | Ruisseau, Ronan & Erwan Bouroullec, 2018 |
| | | 24 | Ring, Ronan & Erwan Bouroullec, 2018 |

Architecture Workshops

Activities for Secondary Schools and Sixth Forms




Free Drawing – Zaha Hadid's Fire Station

The Fire Station was Zaha Hadid's first complete building and is today considered a key example of so-called deconstructivism, as well as an exemplar of late-twentieth-century architecture in general. After an introduction to the Fire Station's architecture, pupils will create their own sketch of the building. Depending on their level, they can also either draw their own impression of the building or use the dot method to design their own deconstructivist architecture.

Duration: 4 hours

Price: € 12.00 per pupil

Group size: max 20 people, aged 12 years and above



The Architecture of Tadao Ando

The Conference Pavilion on the Vitra Campus is the first building designed by the Pritzker Prize-winner Tadao Ando outside of Japan. Different architectural styles will be studied and compared in a dialogue-based tour. Zaha Hadid's Fire Station or Frank Gehry's Vitra Design Museum can be used as a comparison. In the practical part of the workshop, groups of pupils create their own plans of the Conference Pavilion, which are then compared and evaluated. Switching back and forth between two-dimensional portrayal and three-dimensional reality improve pupils' ability to read plans.

Duration: 4 hours, dialogue based tour and practical workshop

Price: € 12.00 per pupil

Group size: max. 23 people, 15 years of age and over

Duration: 2 hours, dialogue based tour without practical workshop

Price: € 7.00 per pupil

Group size: max. 23 people, 15 years of age and over

Activities for Primary Schools



Free Drawing - Zaha Hadid's Fire Station

Pupils will discover the lines and forms of the Fire Station in a playful way, focusing on the building's original function as a fire station. Pupils will visualise the fire station complete with cars, fire engines, helmets, hoses, and of course firefighters.


Duration: 3 hours

Price: € 7.00 per pupil

Group size: max. 20 people, 6 - 12 years old

Design Workshops

Activities for Secondary Schools and Sixth Forms




Poster Design with Screen Printing

Every day, we come face-to-face with posters, vying for our attention with their bold colours and shapes. In this workshop, participants will use an existing catalogue of shapes and motifs to develop a concept for their own personal poster, unique and captivating in its look and message. We will draw inspiration from the work of Alexander Girard, as well as from different poster and graphic designs. Participants will also be introduced to the Thermofax screen printing technique to create their work.

Duration: 4 hours

Price: € 12.00 per pupil

Group size: max. 15 people, 12 years of age and over



The Red-Blue Chair in Miniature

The Dutch artist Gerrit Rietveld created several designs that were meant to be easy for anyone to recreate. To this end, he produced instruction manuals for constructing pieces of furniture and prefabricated houses. He took simple wooden elements and designed a system for slotting them together to form the basis of his elegant, clean-cut furniture. Starting with an introduction, the workshop will focus on trying out this concept on Rietveld's best-known design, the Red-Blue Chair. Participants will build one 1:6 wooden model each in colours of their choosing.

Duration: 3 hours

Price: € 15.00 per pupil

Group size: max. 24 people, 12 years of age and over




ReDesign – Light and Lamps

Light is all around us, fascinating artists since the dawn of time. Designers such as the Brazilian duo Fernando and Humberto Campana create impressive light sculptures and lamps by creatively transforming everyday objects and recycled materials. After considering the phenomenon of light, participants will use various recycled materials - such as plastic bottles, scraps of fabric and leather, electronic parts, strips of wood, and packaging - to design and create their very own light objects.

Duration: 6 hours

Price: € 15.00

Group size: max. 20 people, aged 12 years and above



PappDesign – Furniture out of Cardboard

Victor Papanek describes in his publication »Nomadic Furniture«, sustainable furniture that is easy to move. And the architect Frank Gehry created sculptural seating pieces that showcase the benefits of corrugated cardboard: it is inexpensive, light, yet also stable and easy to work with. It's also a winner on the environmental front. Workshop participants will get to grips with the material and study its properties in depth, before designing and constructing their own seats, shelves, or tables.

Duration: 6 hours

Price: € 15.00

Group size: max. 15 people, aged 12 years and above



Advertising, Logos & Design

Logos are everywhere you look: they aim to represent companies, products, or organisations and to reflect their values and identity. How are logos made and what would your own personal logo look like? In the workshop, participants will design their own distinctive logos and transfer them onto an item of clothing they bring along. It can be embroidered, painted, printed, or stuck onto the fabric. Participants will go home with new pieces of clothing featuring their own design and expressing their own individual identity.

Duration: 5 hours

Price: € 15.00

Group size: max 20 people, aged 12 years and above

Activities for Primary Schools and Nurseries




My Favourite Chair

Chairs are part and parcel of our daily life; they have both a practical and an aesthetic function. We'll take a look at lots of different types of seats in the Vitra Schaudapot, comparing their shapes, materials, and colours. Some of the chairs are over one hundred years old, and some were 3-D printed! Which chairs do we like, and which not so much? After the tour, participants can roll up their sleeves and make their own miniature chairs to take home.

Duration: 3 hours

Price: € 7.00

Gruppengröße: max. 20 Personen, 5 – 12 Jahre



Elephants on Parade

With their jaw-dropping size and proverbial good nature, it's little surprise that elephants are so popular. Even the designers Charles and Ray Eames were spellbound by the majestic, thick-skinned creatures, and created a toy elephant from moulded plywood. During the workshop, children will be able to build their own cardboard elephants, which they can decorate with all manner of materials, including feathers, sequins, tape, and felt.

Duration: 2 hours

Price: € 7.00

Group size: max. 20 people, 5 – 8 years old

Guided Tours of the Current Exhibition

Guided Tours for Children at the Vitra Schaudapot



Schaudepot – Material Detectives

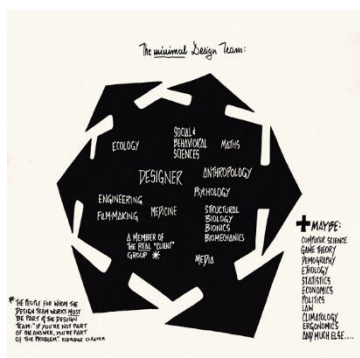
Wherever we go, we're always surrounded by chairs. They're useful and make sitting down more comfortable. Sometimes, they're even particularly pretty or funny to look at. Together, children can discover different types of seats in the Vitra Schaudapot, taking a look at their shapes, materials, and colours. Some of the chairs are over one hundred years old, and some were 3-D printed! After the tour, children can try their hand at furniture design themselves in the workshop, where they will build their own small chair to take home.

Duration: 3 hours

Price: € 7.00

Group size: max. 20 people, 5 – 12 years old

Guided Tours for Children at the Vitra Design Museum



Discovering Victor's world

Starting 6 October 2018

Papanek was a thinker and designer. He designed great number of objects but always cared most about the people that used them. On a playful tour of the exhibition the children will discover how design objects can be inclusive and sustainable as well as encourage political or social transformation. Afterwards we will use a variety of materials to build our own tactile memory game.

Duration: 3 hours

Price: € 7.00

Group size: max 20 people, 5 – 12 years old

Credits: (Bild 1, 3) © Vitra Design Museum, Foto: Bettina Matthiessen; (Bild 2,4) © Vitra, Foto: Thomas Dix; (Bild 5) © Vitra Design Museum; (Bild 6-8, 10-11) © Vitra Design Museum, Foto: Bettina Matthiessen; (Bild 9) © Vitra Design Museum, Grafik: Alexander Girard; (Bild 12) © Vitra Design Museum, Foto: Boehm; (Bild 13) © University of Applied Arts Vienna, Victor J. Papanek Foundation; Änderungen vorbehalten. Stand 04.07.2018.